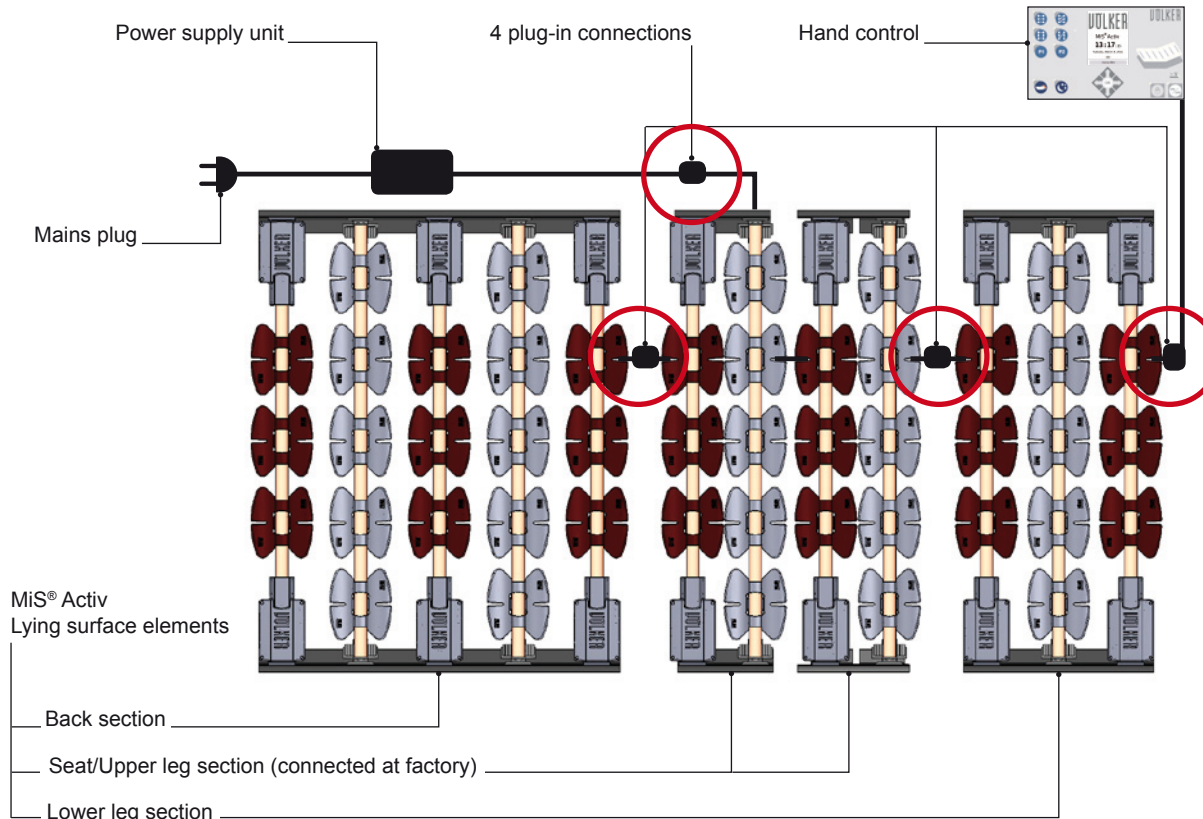


# Brief instructions for use

MiS® Activ from year of construction 01/2011

VÖLKER

## A. Structure



When using the MiS® Activ in a Vis-a-Vis bed, please note that the additional Vis-a-Vis adapter cable has to be inserted between the upper and lower leg section.

Plug-in connection with reverse polarity protection:




# Brief instructions for use

MiS® Activ from year of construction 01/2011

VÖLKER

## B. Hand control

Function keys  
for basic programs  
with different  
movement patterns



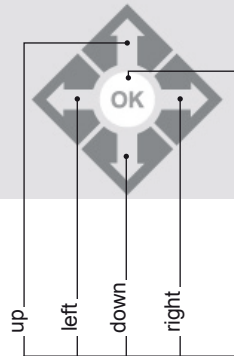
Option keys  
(Keep keys pressed down for  
2 seconds to activate the function)

Light sensor

Display



Display the  
current movement  
position



Mains voltage  
display



**NOTE** The MiS® Activ is not suitable for cleaning in automatic washing systems (IPX4).

**NOTE** Please observe the notes in the detailed instructions for use!